

Mackenzie FuturePath Canadian Dividend Fund

Why invest in this fund?

- Canadian dividends which can contribute to total returns over the long term.
- Margin of safety from buying at attractive valuations.
- Global exposure to diversify the portfolio and mitigate volatility.

What does this fund invest in?

- The Fund seeks long-term capital growth and dividend yield with below-average risk by investing primarily in common and preferred shares of Canadian corporations, either directly or by investing in other investment funds.
- Generally, the Fund will not invest more than 30% of its assets in foreign securities.

Benchmark

76% TSX Div & 19% MSCI World 5% S&P 500 Total Return Index

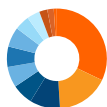
Top 10 Holdings

As of Jun 30, 2024

| | |
|----------------------------------|-------|
| Royal Bank of Canada | 6.52% |
| Toronto-Dominion Bank/The | 5.21% |
| Canadian Natural Resources Ltd | 3.94% |
| Bank of Montreal | 3.83% |
| Sun Life Financial Inc | 3.46% |
| TELUS Corp | 3.18% |
| TC Energy Corp | 2.98% |
| Canadian Pacific Kansas City Ltd | 2.88% |
| Enbridge Inc | 2.87% |
| Manulife Financial Corp | 2.66% |

Sector allocation

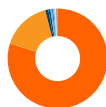
as of Jun 30, 2024



| | |
|------------------------|-------|
| Financials | 32.1% |
| Energy | 16.9% |
| Industrials | 9.8% |
| Materials | 6.8% |
| Utilities | 6.7% |
| Communication Serv. | 6.6% |
| Information Technology | 6.4% |
| Consumer Staples | 4.8% |
| Consumer Discretionary | 4.2% |
| Health Care | 2.6% |
| Other | 2.1% |
| Cash & Equivalents | 1.0% |

Regional allocation

as of Jun 30, 2024



| | |
|--------------------|-------|
| Canada | 79.9% |
| United States | 16.1% |
| Cash & Equivalents | 1.0% |
| Other | 0.7% |
| Ireland | 0.5% |
| United Kingdom | 0.4% |
| Germany | 0.4% |
| Japan | 0.3% |
| France | 0.3% |
| Switzerland | 0.2% |
| Netherlands | 0.2% |

Fund management

FUND DETAILS

| | |
|-----------------------------|-----------------|
| Asset class: | Canadian Equity |
| Fund start date: | June 22, 2022 |
| Risk tolerance: | Medium |
| PFSL classification: | Growth |
| Total Fund Assets: | \$21.97 million |

FUND CODES

| Series | Prefix | Front End |
|--------|--------|-----------|
| PA | MFC | 13606 |
| PH | MFC | 13609 |

MANAGEMENT FEES

| Series | Management fees | MER |
|--------|-----------------|-------|
| PA | 0.85% | 1.25% |
| PH | 0.75% | 1.00% |

LAST PAID DISTRIBUTION

| Series | Frequency | Amount | Date |
|--------|-----------|--------|--------------|
| PA | Monthly | 0.0277 | Jul 19, 2024 |
| PH | Monthly | 0.0296 | Jul 19, 2024 |

PORTFOLIO MANAGERS

William Aldridge

Mackenzie North American Equity & Income Team

Senior Vice President, Portfolio Manager, Team Co-Lead

Investment experience since 2002

Tim Johal

Mackenzie North American Equity & Income Team

Vice President, Portfolio Manager

Investment experience since 2000

Darren McKiernan

Mackenzie Global Equity & Income Team

Senior Vice President, Portfolio Manager, Head of Mackenzie Global Equity & Income Team

Investment experience since 1995

Katherine Owen

Mackenzie Global Equity & Income Team

Vice President, Portfolio Manager

Investment experience since 1996

Mackenzie FuturePath Canadian Dividend Fund



Compound net returns (%)

as of Jul 31, 2024

| | Series PA% | Series PH% |
|---------------------------------|------------|------------|
| 1 Month | 5.25 | 5.27 |
| 3 Month | 6.27 | 6.33 |
| 6 Month | 9.52 | 9.64 |
| 1 Year | 13.23 | 13.51 |
| Since inception (June 22, 2022) | 9.58 | 9.85 |

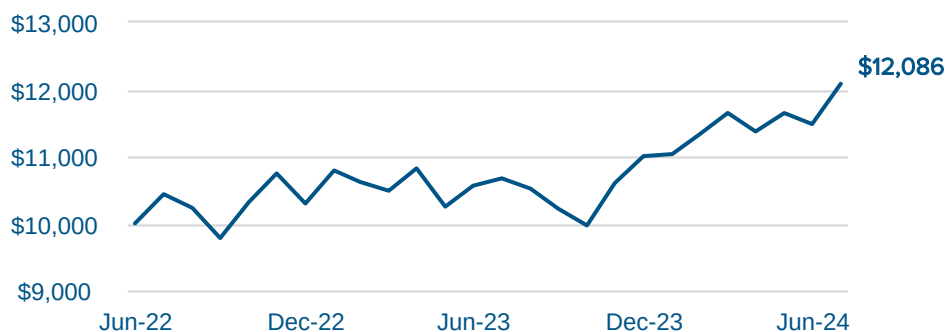
Calendar year returns (%)

as of Jul 31, 2024

| | Series PA% | Series PH% |
|------|------------|------------|
| 2023 | 6.87 | 7.14 |
| YTD | 9.82 | 9.97 |

Value of \$10,000 invested

as of Jul 31, 2024



For Investor use only. No portion of this communication may be reproduced or distributed to the public as it does not comply with investor sales communication rules. Commissions, trailing commissions, management fees and expenses all may be associated with mutual fund investments. Please read the prospectus before investing. Mutual funds are not guaranteed, their values change frequently and past performance may not be repeated.



Scan here
to learn more